

YEAR
1994

MODEL
INTEGRA

VIN APPLICATION
See VEHICLES
AFFECTED

BULLETIN NO.
94-003



RECALL: Automatic Transmission Shift Linkage

BACKGROUND

In models equipped with automatic transmissions, a retaining clip connects the transmission shift cable to the shift lever actuating rod. Some retaining clips have insufficient retention pressure and may eventually come off after repeated shift lever operation. If this happens, the position of the shift lever may not match the actual transmission gear position. This could result in the vehicle moving unexpectedly, which could lead to an accident, or the car might not move at all.

CUSTOMER NOTIFICATION

All owners of affected vehicles will be notified of this recall by mail. Owners will be asked to contact an authorized Acura dealer for repairs. A copy of the customer letter is at the end of this service bulletin.

VEHICLES AFFECTED

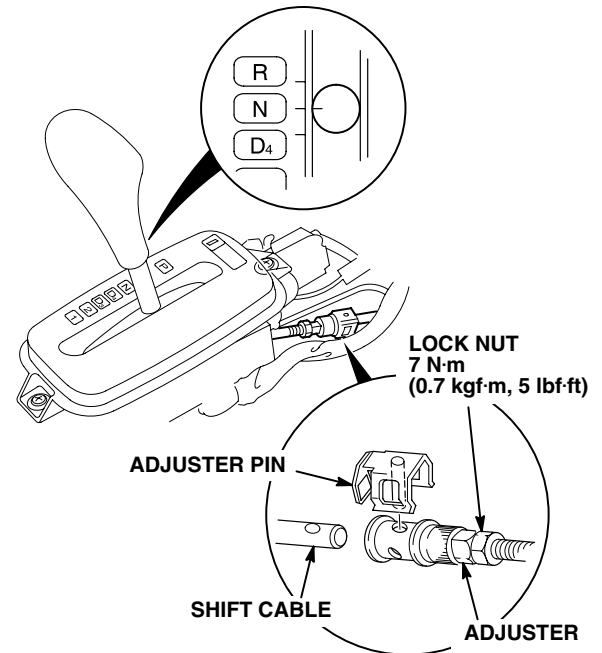
- 3-door: from VIN JH4DC44 . . . RS000020
thru RS012235
- 4-door: from VIN JH4DB76 . . . RS000010
thru RS000127

CORRECTIVE ACTION

Replace the transmission shift linkage adjuster pin with the new part listed under PARTS INFORMATION.

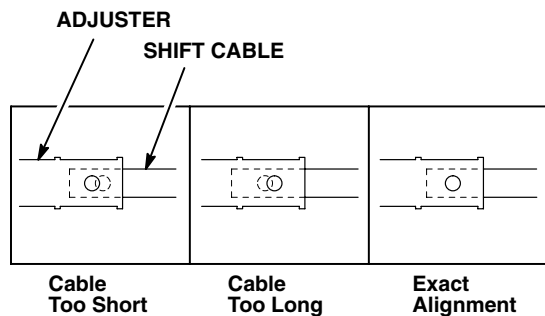
1. Remove the center console. Refer to section 20 of the appropriate service manual for the proper procedure.
2. Move the transmission selector lever to Neutral.

3. Remove the adjuster pin from the shift linkage and discard it.

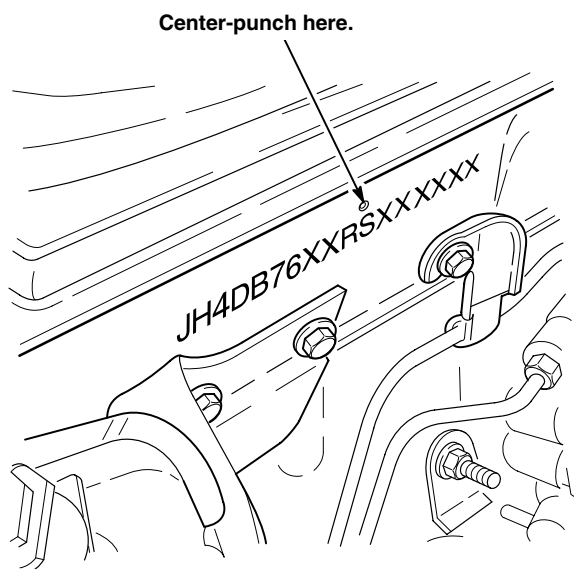


4. Install the new adjuster pin.
 - If the pin feels like it is binding, continue to step 5 to check the shift linkage adjustment.
 - If the pin fits without binding, go to step 6.

- Remove the adjuster pin. If the holes in the shift cable and the adjuster are not perfectly aligned, loosen the locknut and turn the adjuster to align the holes. Tighten the locknut and reinstall the adjuster pin.



- Start the engine. Move the selector lever through all the shift positions and verify that it selects the proper gears.
- Reinstall the console.
- Center-punch a completion mark above the eleventh character (S) of the engine compartment VIN.



PARTS INFORMATION

Adjuster pin: P/N 54363-689-981

WARRANTY CLAIM INFORMATION

Operation number: 214120

Flat rate time: 0.4 hour

Failed P/N: 54363-SP0-A81

Defect code: 272

Contention code: J81

Example of Customer Letter:

April 1994

Recall: Integra Automatic Transmission Shift Linkage

Dear Integra Owner:

This notice is sent to you in accordance with the requirements of the National Traffic and Motor Vehicle Safety Act. Honda Motor Co., Ltd. has determined that a defect which relates to motor vehicle safety exists in the shift linkage of certain 1994 Acura Integras equipped with an automatic transmission. Our records indicate that you may own one of the affected vehicles.

What is the defect?

In models equipped with automatic transmissions, a retaining clip connects the transmission shift cable to the shift lever actuating rod. Some retaining clips have insufficient retention pressure and may eventually come off after repeated shift lever operation. If this happens, the position of the shift lever may not match the actual transmission gear position. This could result in the vehicle moving unexpectedly, which could lead to an accident, or the car might not move at all.

What should you do?

Call any authorized Acura automobile dealer and make an appointment to have your car repaired. They will replace the clip with an improved part to prevent this problem from happening. *This repair will be done free of charge.* The parts are now available.

Until you can get the car repaired, place your foot *firmly* on the brake pedal whenever you are starting the engine, and whenever you are shifting the car out of Park. If you experience any problem with the operation of the shift lever, contact an Acura dealer immediately.

Who to contact if you experience problems.

If you are not satisfied with the service you receive from your Acura dealer, you may write to:

American Honda Motor Co., Inc.
Attention: Acura Customer Relations
1919 Torrance Blvd.
Torrance, CA, 90501-2746

If you believe that American Honda or the dealer has failed or is unable to remedy the defect in your car, without charge, within a reasonable period of time (60 days from the date you first contact the dealer for a repair appointment), you may submit a complaint to:

Administrator
National Highway Traffic Safety Administration
400 Seventh St., S.W.
Washington, D.C. 20590

Or call the toll-free Auto Safety Hotline at (800) 424-9393 (residents of Washington D.C. should call 366-0123).

What to do if you feel this notice is in error.

This notice was mailed to you according to the most current information we have available. If you no longer own an Integra, or the name and address information in this notice is incorrect, please fill out and return the included *Information Change Card*. This will help us to update our records.

If you have questions.

If you are not sure how to contact an Acura dealer, or have questions about this notice, please call Acura Customer Relations at (800) 382-2238.

We apologize for any inconvenience this may cause you.

Sincerely,

AMERICAN HONDA MOTOR CO., INC.
Acura Automobile Division